




ST25 BATON

Variable-output dual switch LED flashlight

MAX	TOTAL	THROW
		
550 LUM	200 HRS	130 M



ST25 BATON

Variable-output dual switch LED flashlight



MARKET APPLICATIONS

Tactical, Law Enforcement, Household, Self-Defense

ST25 Baton UPC:695072381861

MSRP: \$59.95

DESCRIPTION

The ST25 Baton is the next evolution of our extremely popular and versatile S Series. In addition to a side switch is the introduction of our newly developed Stealth tailcap. This innovative switch allows the user to click for constant on and off without the audible sound of traditional click tailcaps, and remains flat so the light can stand on its end. With an industry-leading CREE XM-L2 that yields five different brightness levels and a strobe, the ST25 can accommodate any low-light situation. Access the 550-lumen turbo mode with a quick double click to provide powerful illumination as soon as you need it. When you need less light, just press and hold to directly activate the useful moonlight mode. The ST25 is also designed for a quick release from the multi-positional pocket clip. If wearing the flashlight on a belt or outside of the pocket, it can also be returned to the pocket clip easily with the larger, smooth surface. Two economical and commonly found AA batteries provide over eight days of light. Given such a convenient power source and so many output options, the newest member of the S series makes an optimal illumination tool.

Side switch cycles through three brightness levels and activates strobe and turbo modes



Cree XM-L2 LED

Anti-roll bezel

Lightweight, MilSpec Type III hard-anodized aluminum body construction



Flat Stealth tailcap that allows for quiet constant on switching



Multi-position pocket clip that allows flashlight to be quickly deployed

ST25 BATON





Variable-output dual switch LED flashlight



FEATURES

- Offers five brightness levels plus strobe
- Flat Stealth tailcap that allows for quiet constant on switching
- Side switch cycles through three brightness levels and activates strobe and turbo modes
- Easily accessible lock-out feature with a half turn the tailcap
- From the off position, automatically return to your last brightness level with the built in memory function or hold for instant access to one-lumen moonlight mode
- Instantly access the 550-lumen turbo mode by double clicking the side switch
- Waterproof up to two meters
- Aircraft-grade aluminum body with anti-scratch type III hard anodizing
- Stainless steel bezel provides protection from drops

OUTPUT

FL1 STANDARD	MODE 1	MODE 2	MODE 3	MODE 4	MODE 5
	550 LUMENS Turbo Mode	300 LUMENS	100 LUMENS	10 LUMENS	1 LUMENS
	0.5 h	1 h	6.5 h	60 h	200 h
	130 m				
	4,400 cd				

Also includes Strobe Mode: 500 lumens for two hours

WATERPROOF

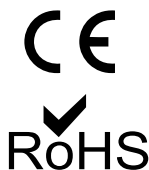
IPX 8



DROP TEST



COMPLIANCE



LENS

Tough ultra-clear tempering glass with anti-reflective coating

LIGHT SOURCE

1 x Cree XM-L2 U2

DIMENSIONS

Length: 6 in / 152mm

Bezel Diameter: 0.9 in / 23mm

Weight: 2.75 oz / 78 g (excluding batteries)

BODY MATERIAL

Aircraft-grade aluminum body with anti-scratch type III hard anodizing

BATTERY SOURCE

2 x AA

1 x 14500 together with one dummy battery

WARRANTY

Olight's 5 Year warranty.

Visit olightworld.com/warranty

ACCESSORIES

- Lanyard x1 (included)
- Spare O-rings x2 (included)