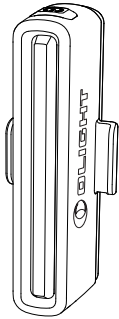


**USER MANUAL**




**SEEMEE 30  
REAR LIGHT**

Thank you for purchasing this Olight Product. Please read this manual carefully before use and keep it for future reference!

**WHAT'S IN**



SEEMEE 30



Micro USB Cable



Rubber Ring

**SPECIFICATIONS**

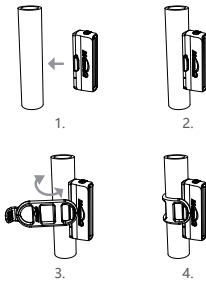
HIGH 60LM - 2h	MID 14LM - 4h	LOW 7LM - 9.5h
FLASH 7LM - 40h	BREATHE 0.30LM - 4.5h	COMET 30.0LM - 5.5h
DAY 60LM - 15.5h	NIGHT 30LM - 10.5h	



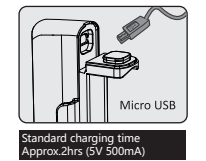
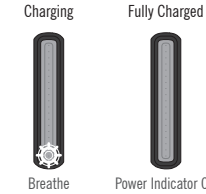
2.26 x 0.55 x 0.83in 65 x 14 x 21mm	24g / 0.85oz
--	--------------

\*All above specifications are test results based on ANSI/NEMA FL1-2009 Standards.

**HOW TO INSTALL**



**HOW TO RECHARGE**



Standard charging time  
Approx. 2hrs (5V 500mA)



**DANGER**

- DO NOT throw the light directly into human eyes. This may cause temporary blindness, or permanent damage to the eyes.
- DO NOT cover the light head when the bicycle light is on, or place the bicycle light head on the ground. The radiation energy of the bicycle light may cause damage to the bicycle light itself, or even result in burning to flammable objects.

**WARNING**

- Keep out of reach of children.
- The light contains a lithium-ion battery. Certain restrictions may apply to this product when traveling, especially when traveling by air. Always check with your carrier for specific restrictions prior to traveling with this product.

**NOTICE**

Store the light at room temperature in a dry place. Avoid moisture, or extreme hot or cold.

Store the light in the charged condition. Avoid "deep discharge." Battery life will decrease if the light is stored in a fully discharged condition.

Over time, the run time of the battery will diminish. Expect about 500 full charges, depending on care. After a full life, the battery will continue to charge but with a lower run time.

When the run time is unsatisfactory, please recycle. Do not open the case of the light or incinerate.

**CONTENTS**

( EN ) English ..... 01  
 ( CHS ) 简体中文 ..... 01  
 ( NED ) Nederland ..... 01  
 ( DE ) Deutsch ..... 01  
 ( JP ) 日本語 ..... 02  
 ( FR ) Français ..... 02  
 ( IT ) Italia ..... 02

**( EN ) English**

**HOW TO OPERATE**

Long press to turn on/off the light, click to change the brightness level and flash modes, and double click to switch modes. Mode memory function will save the last selected mode and brightness.

**( CHS ) 简体中文**

**如何操作**

长按开机/关机，单击切换不同亮度或闪烁方式，双击切换不同模式。再次开机进入上次关机时的模式及亮度。

**( NED ) Nederland**

**HOE TE BEDIENEN**

Druk lang om het licht aan/uit te zetten, klik om het helderheidsniveau en de flits modi te veranderen en dubbelklik om tussen de modi te schakelen. De modus geheugenfunctie zal de laatst geselecteerde modus en helderheid opslaan.

**( DE ) Deutsch**

**BEDIENUNG**

Gedrückt halten, um das Licht ein-/auszuschalten. Kurz Anklicken zum Umschalten der Helligkeitsstufe und Blitzmodi und Doppelklicken zum Umschalten der Modi. Die Modus-Speicherfunktion wird den zuletzt ausgewählten Modus und die Helligkeitsstufe speichern.

**( JP ) 日本語**

**使用方法**

ON/OFFランプを長く押して、クリックして輝度のレベルとフラッシュモデルを変更し、ダブルクリックしてSWITHモデルに切り替えます。モデルメモリ機能が最後のモデルと輝度の記録を残ります。

**( FR ) Français**

**COMMENT L'UTILISER**

Appuyez longuement pour allumer/éteindre la lumière, cliquez pour changer le niveau de luminosité et les modes de flash, et double-cliquez pour basculer d'un mode à l'autre. La fonction de mémoire de mode enregistre le dernier mode et la dernière luminosité sélectionnés.

**( IT ) Italia**

**FUNZIONAMENTO**

Premere a lungo per accendere / spegnere la luce, cliccare per modificare il livello di luminosità e le modalità flash e fare doppio clic per cambiare modalità. La funzione di memorizzazione della modalità salverà l'ultima modalità e luminosità selezionate.

**WARRANTY**

**Within 30 days of purchase:** Return to the original seller for repair or replacement.

**Within 2 years of purchase:** Return to Olight for repair or replacement. This warranty does not cover normal wear and tear, modifications, misuse, disintegrations, negligence, accidents, improper maintenance, or repair by anyone other than an Authorized retailer or Olight itself.

**EU-DECLARATION OF CONFORMITY**



EU-Declaration of Conformity can be found here CE: <https://olightworld.com/ec-declaration>

**USA Customer Support**  
cs@olightstore.com

**Global Customer Support**  
customer-service@olightworld.com

Visit [www.olightworld.com](http://www.olightworld.com) to see our complete product line of portable illumination tools.



Dongguan Olight E-Commerce Technology Co., Ltd  
4th Floor, Building 4, Kegou Industrial Park,  
No 6 Zhongnan Road, Changan Town,  
Dongguan City, Guangdong, China.

Made in China

