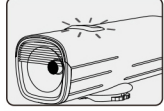


MAGICSHINE®

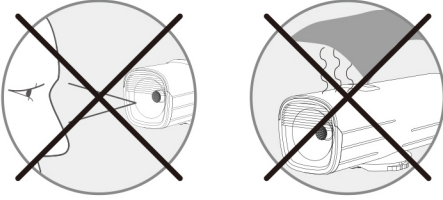
BATTERY INDICATOR 电量显示

When the device is power-on, the power button light will indicate the battery level.
When the device is power-off, short press the power button to activate the indicator light (light will shut down automatically after 2 seconds).

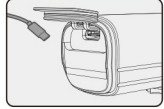
开机状态下，电源键不同颜色显示不同电量。
关机状态下，单击电源键，电源键不同颜色显示不同电量，2S后自动关闭。



WARNING 注意!



HOW TO RECHARGE 充电指引

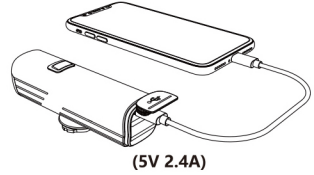


Standard charging time
Approx. 2.5hrs (5V 3A)
标准充电时间: 大约2.5hrs (5V 3A)

WHAT'S IN 包装内容

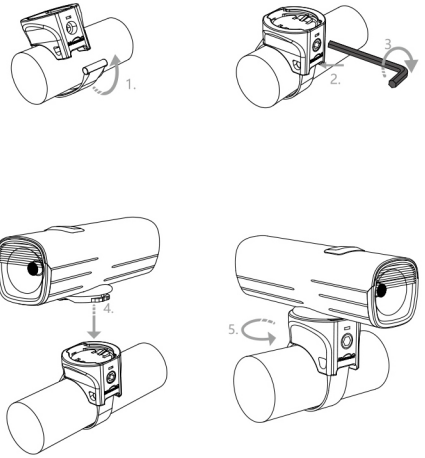
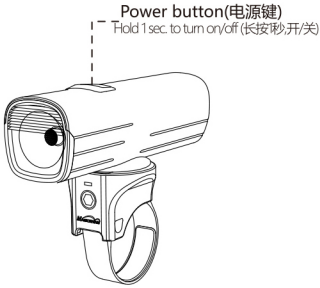


PHONE CHARGING INSTRUCTION 手机充电指引



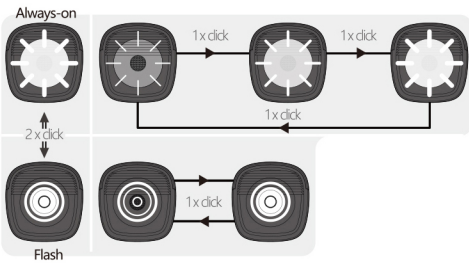
(5V 2.4A)

HOW TO INSTALL 安装图解

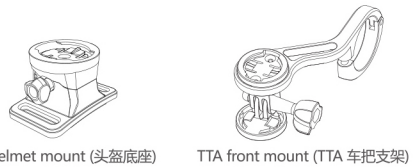


SWITCHING THE LIGHTING MODE 灯光模式

When you turn the light on, it lights up in the last lighting mode you used.
(Mode memory function)
模式记忆功能: 打开灯，直接进入上次关闭时的模式。



OPTIONAL PARTS 可选配件



SPECIFICATION 参数特点

ANSI FL 1 STANDARD

LIGHT OUTPUT 1200 LUMENS	BEAM DISTANCE 146m	PEAK BEAM INTENSITY 5400cd	IMPACT RESISTANCE 1m	WATERPROOF 1m
------------------------------------	------------------------------	--------------------------------------	--------------------------------	-------------------------

LUMENS/BURNING TIME 流明值/续航时间

MODE	LOW	MID	HIGH	FLASH 1	FLASH 2
	300	600	1200	0-600	0-900
	06:30	03:00	01:30	07:00	05:00

