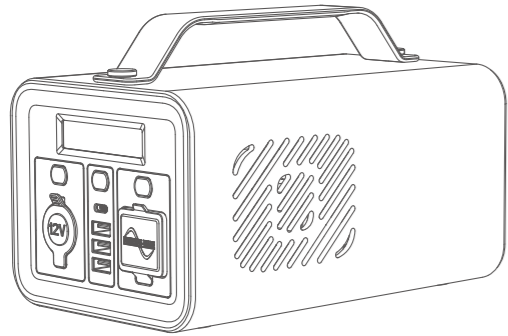




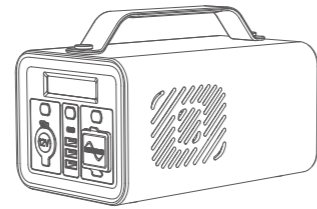
USER MANUAL




OSTATION

Thank you for purchasing this Olight Product. Please read this manual carefully before use and keep it for future reference!

IN THE BOX



OSTATION



Power Adapter

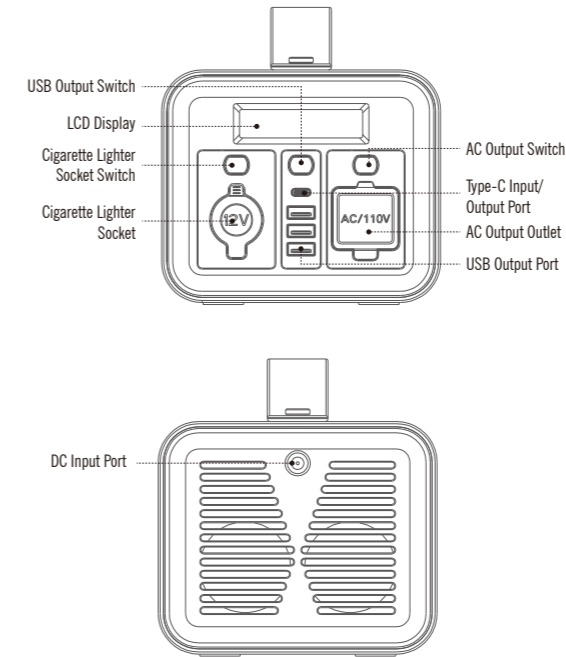
FEATURES

- **Large Capacity:** The 230.88Wh capacity provides multiple charges to virtually any mobile device including laptops, cellphones, projectors, cameras, flashlights, and much more.
- **Multiple Outlets:** 1x100V AC outlet (200W), 1xType-C PD port (60W Max), 3xUSB-A ports (Max 5V 2.4A per port), and 1xDC car cigarette lighter socket (12V).
- **Fast Charging:** Can be fully charged in about 6 hours and supports fast charging for your devices that are compatible with PD protocols. It also allows pass-through charging.
- **Portable Design:** With a weight of 3.26kg and smaller than a volleyball, the OSTATION is easy to carry around with the comfortable TPU handle.
- **Stable Power Supply:** The built-in AC wall outlet uses a pure sine wave inverter, reducing audible and electrical noise in fans, lights, speakers, TVs, and other sensitive appliances that you power with the OSTATION.

SPECIFICATIONS

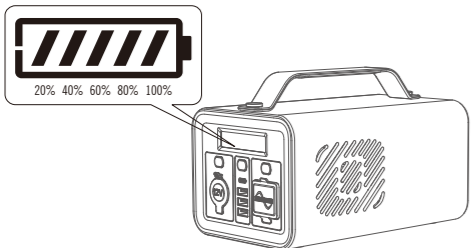
BATTERY CAPACITY	11.1V/230.88Wh
INPUT	DC Input: DC 5-20V/2A Type-C PD Input: 5V=3A/9V=3A/12V=3A/15V=3A/20V=3A(60W Max)
OUTPUT	USB Output: 5V=6A (2.4A Max Per Port) DC Output: 9 ~ 12.6V=10A Type-C PD Output: 5V=3A/9V=3A/12V=3A/15V=3A/20V=3A(60W Max) AC Output: 110V~60Hz 200W (Pure Sine Wave)
WORKING TEMPERATURE	-10~45 C
CHARGING TEMPERATURE	0~45 C
SIZE	223*138*147mm 8.78*5.43*5.79in
WEIGHT	3260g / 114.99oz
AC ADAPTER	
INPUT	100-240V ~ 50/60Hz, 1.3A
OUTPUT	18V=2A

PRODUCT OVERVIEW



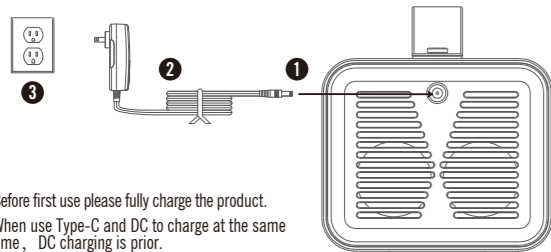
DISPLAY SIGN	SYMBOL	FUNCTIONS
	AC Output Outlet Sign	Single press to turn on/off AC output, and it will display the corresponding sign.
	DC (Cigarette Lighter) Output Sign	Single press to turn on/off the DC (cigarette lighter) output, and it will display the corresponding sign.
	USB-A Sign	Single press to turn on/off the USB-A output, and it will display the corresponding sign.
TYPE-C	TYPE-C Sign	Single press to turn on/off the Type-C output, and it will display the corresponding sign.
	Battery Sign	20%-40%-60%-80%-100%
	Charging Sign	Displaying While Charging.
	Failure Sign	Under-voltage, Over-voltage, Short-circuit, Over-current Protection.
	High Temperature Sign	High Temperature Alarm.

BATTERY LEVEL INDICATOR



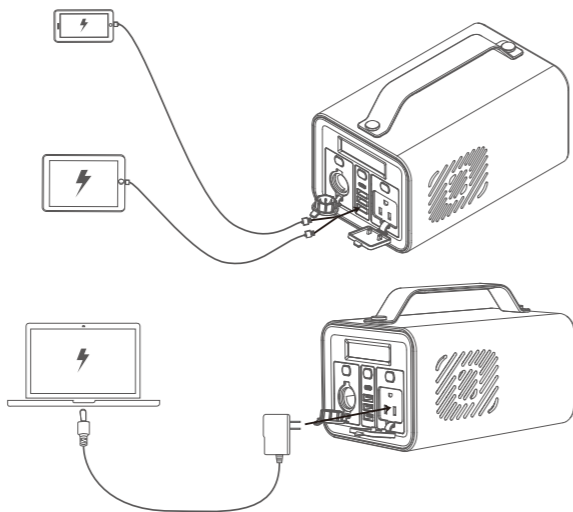
- * In the standby state, short press and release any button to check the battery level.
- * When the voltage of a cell is lower than 2.90V-3.10V, the device will stop output and enter the over-discharge protection state.
- * When the battery power is lower than 10%, the first grid will flash; when the battery power is lower than 5%, the device will stop output and enter the protection state.
- * When the device enters the over-discharge protection, if you press the button or insert the USB without charging, it will flash 5 seconds and enter an under-voltage protection state, in which no output is on. Charging is the only way to release this under-voltage protection state.

CHARGING



- * Before first use please fully charge the product.
- * When use Type-C and DC to charge at the same time, DC charging is prior.

HOW TO CHARGE OTHER DEVICES



- * When use the DC (cigarette lighter) output, the output of the AC port is automatically stopped, and the output power of USB-A and TYPE-C is not affected in any way (30W + 60W output). Total output: 120W(DC) + 30W(USB-A) + 60W(Type-C) = 210W
- * When use the AC output, the output of DC (cigarette lighter) port is automatically stopped, at the same time, TYPE-C PD output power is lowered to Max 5V/3A, and the USB-A output power is also lowered to Max 5V/3A. Total output: 200W(AC) + 15W(USB-A) + 15W(Type-C) = 230W
- * AC port and DC port cannot be output at the same time, AC port or DC port can be output with Type-C/USB-A respectively at the same time.
- * In the dormant state, it can start output when insert any USB, Type-C can be used when insert it in any time.



CAUTIONS

- Avoid dropping the product.
- Keep this product away from liquid.
- Keep this product away from explosive or flammable materials.
- Please use the power source as mentioned in this user manual.
- Use original or certified cable.
- Please DO NOT disassemble this product.
- Avoid using this product in an extreme high or low temperature.
- This product contains battery. Please dispose this product according to local laws and regulations.
- To extend battery lifespan, please use and recharge it at least once every 4 months.
- OSTATION does not support charge and discharge simultaneously.

NOTICE

- OSTATION rated Output Power is 200W, Max 230W.
- When charge the other devices, if light flashes, please pull out the plug from Type-C AC Output Port or USB Output Port, and Recharge again.
- When use AC Output, Type-C PD output power is lowered to Max 5V/3A, and the USB output power is also lowered to Max.5V/3A

WARRANTY

Within 30 days of purchase: Contact the original seller for repair or replacement.

Within 2 years of purchase: Contact Olight for repair or replacement.

Power Adapter: Two years.

For any of the fragile or low-value fittings not covered above, like lanyard and clip, you can contact the post-sale within 30 days of the purchase, if it has any quality drawback or damage under normal use condition. If such drawback or damage occurs after 30 days of the purchase or under abnormal use condition, we will only offer conditional quality assurance as appropriate.

USA Customer Support

cs@olightstore.com

Global Customer Support

customer-service@olightworld.com

Visit www.olightworld.com to see our complete product line of portable illumination tools.



Dongguan Olight E-Commerce Technology Co., Ltd

4th Floor, Building 4, Kegu Industrial Park, No 6 Zhongnan Road, Changan Town, Dongguan City, Guangdong, China.



Made in China

A. 07, 17, 2021

THANK YOU!