



**Olight Technology Co., Limited**

[www.olightworld.com](http://www.olightworld.com)

Tel: +86-755-3351 8606

Fax: +86-755-3380 0207

Email: [olightworld@gmail.com](mailto:olightworld@gmail.com)

XM-L LED Module

## Specification

### M20S XM-L T6 LED Module

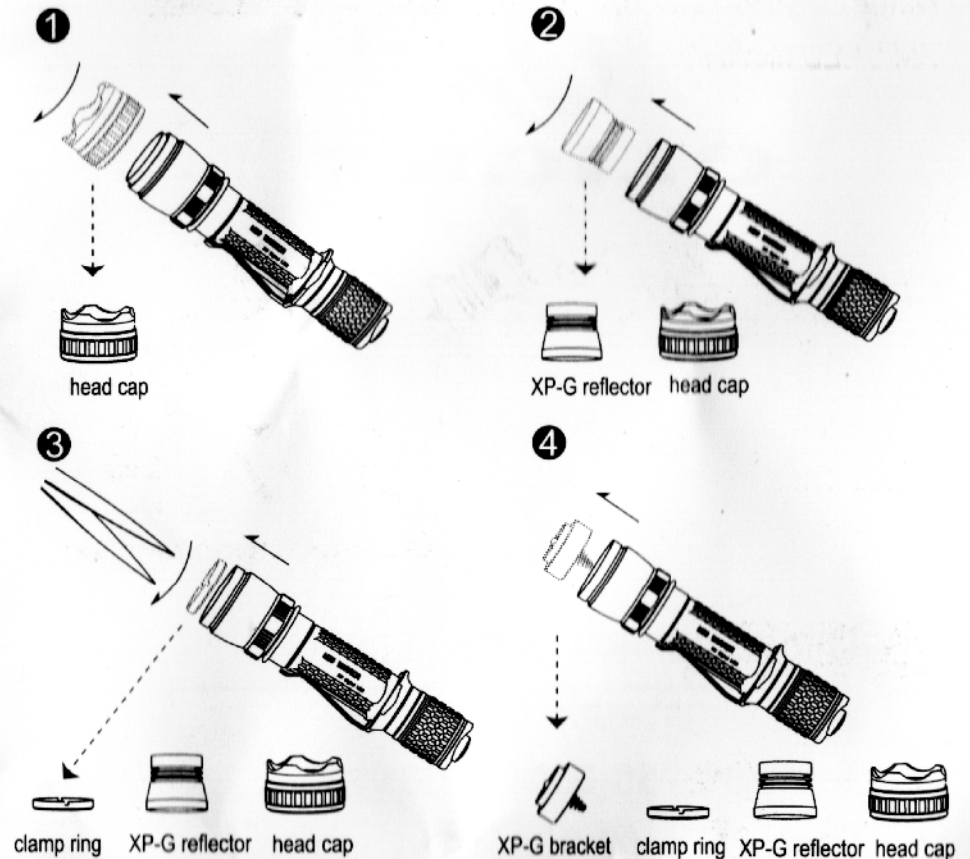
- \* Dimensions: D27.6mm \* L42mm
- \* Weight: 32g
- \* Reflector: Orange peel reflector
- \* Function:
  - LED: Cree XLamp XM-L cool white T6
  - Running voltage: 2.7~9.0V
  - Output: 340 lumens on high

### M20 XM-L T6 LED Module

- \* Dimensions: D27.6mm \* L42mm
- \* Weight: 32g
- \* Reflector: Orange peel reflector
- \* Function:
  - LED: Cree XLamp XM-L cool white T6
  - Running voltage: 2.7~9.0V
  - Mode and output luminous flux:
    - Low: 10 lumens
    - Medium: 100 lumens
    - High: 340 lumens
    - Strobe: 10 Hz

## Install introduction

### Uninstall

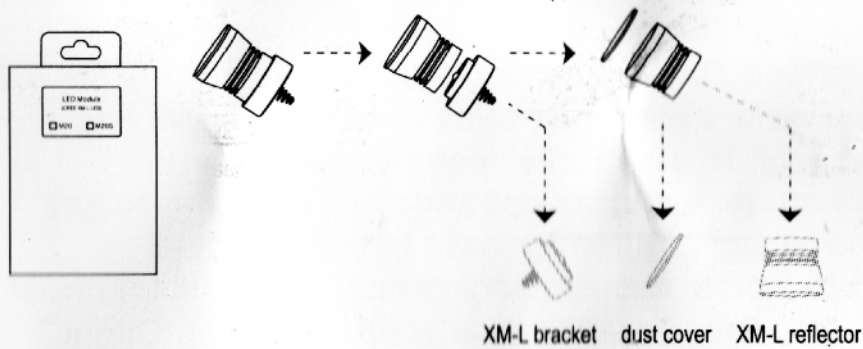


1. Manually unscrew and remove the head cap.
2. Manually unscrew and take out reflector.
3. Unscrew the clamp ring by clip then take it out.
4. Take out LED bracket, unistallation complete.

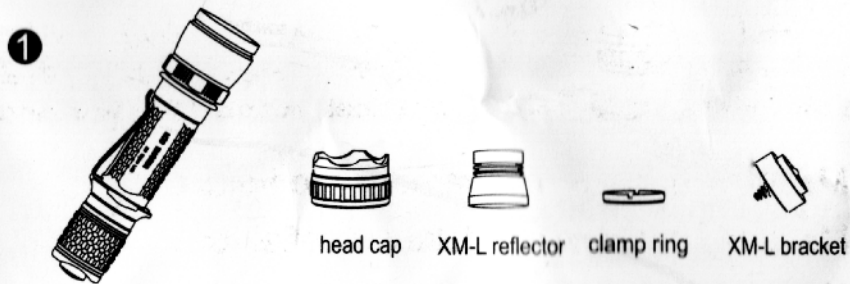
## Install introduction

Unpack bag, take out XM-L, led module, then detach the reflector and LED bracket remove the dust cover.

XM-L LED Module




## Install



3

## Install introduction



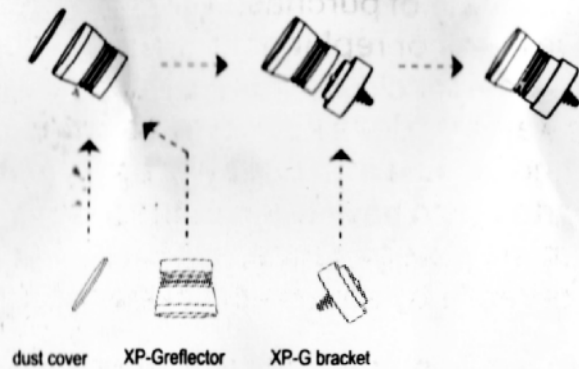
1. Prepare for installation.
2. Place XM-L bracket.
3. Tightly screw the clamp ring by clip.
4. Manually screw XM-L reflector.
5. Manually screw the head cap. Installation complete.

4

## Install introduction

Finally, install dust cover and original M20 led module, and pack them into XM-L LED Module bag, change the mark as XP-G LED module for next use.

XP-G LED module



## Warranty

Olight™ warrants its products to be free from defects in materials and workmanship. Within 30 days of receipt, any defective lights will be offered repair or replacement by the retailer where the product was purchased. Olight™ will repair or replace, at its option and without charge, any product or part which is found to be defective under normal use and service within 24 months counting from the date of purchasing with proof of purchase, Such repair or replacement shall be the purchaser's sole and exclusive remedy under this warranty, This warranty does not cover normal maintenance and service and does not apply to any products or parts which have been subject to modification, misuse, negligence, accident, improper maintenance or repair by anyone other than Olight™.

As to those exceed 24 months of the purchase date, Olight will still provide with warranty service. Labor is free but cost of parts will be charged. Freight should be paid by customers.

## Warranty Limitation:

There is no other express warranty. Olight hereby disclaims any and all implied warranties, including but not limited to fitness for a particular purpose. Olight shall not be liable for incidental, consequential, or special damages arising out of, or connection with, product use or performance.

