

WARRANTY

Within 30 days of purchase: Return to retailer from which you purchased for repair or replacement.

Within 5 years of purchase: Return to Olight for repair or replacement.

This warranty does not cover normal wear and tear, modifications, misuse, disintegrations, negligence, accidents, improper maintenance, or repair by anyone other than an Authorized retailer or Olight itself.



Technical Support Inquiries

techsupport@olightworld.com

Customer Service

service@olightworld.com

Visit www.olightworld.com to see our complete product line of portable illumination tools.



Olight Technology Co., Limited
2/F East, Building A, B3 Block, Fuhai
Industrial Park, Fuyong, Bao'an District,
Shenzhen, China 518103

V1. MARCH 24, 2014

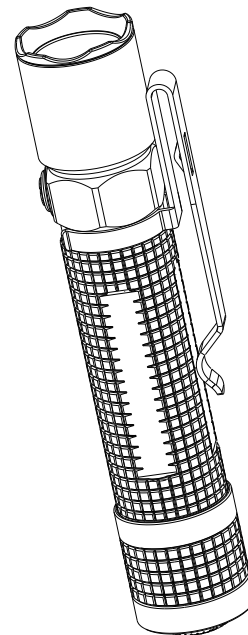
www.DrMemory.com/Olight



M18 MAVERICK

VARIABLE-OUTPUT DUAL-SWITCH LED FLASHLIGHT

USER MANUAL



Thank you for purchasing the Olight M18 Maverick flashlight! Please read this manual carefully before using this product.

INSIDE THE BOX

M18 Maverick, (2) O-rings, (1) Battery magazine,
(1) Silicon rubber boots, Lanyard, user manual

HOW TO OPERATE

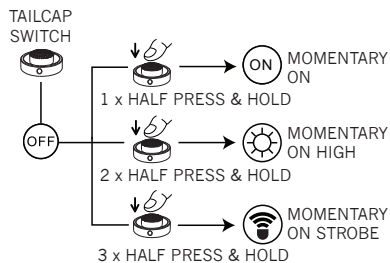
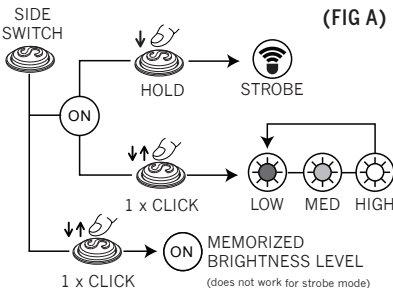
ON/OFF: Click the tailcap switch to turn flashlight on.

CHANGE BRIGHTNESS LEVEL (FIG A) Click the side switch when the light is on. The brightness levels will cycle up then repeats low – medium – high until level is selected.

STROBE: Triple half press the tailcap switch when light is off, or hold the side switch when the light is on.

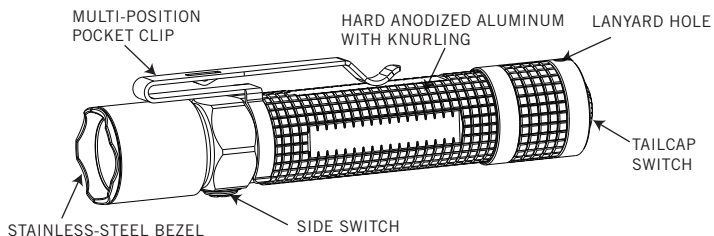
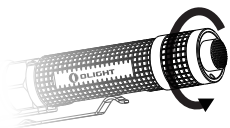
LOCK OUT: (FIG B) Half turn the tailcap clockwise for lock out mode. The lock out mode will prevent the side switch and tailcap from turning on to prevent accidental activation.

UNLOCK: Turn tailcap counterclockwise until tight.



(FIG B)

TWIST A HALF TURN TO LOCKOUT

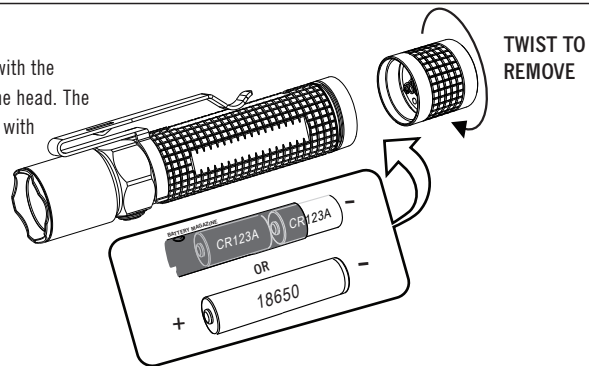


BATTERY INSTALLATION

Ensure batteries are inserted with the positive (+) end pointing to the head. The M10 Maverick will not operate with incorrectly inserted batteries.

SUPPORTED BATTERIES

- 2 x CR123A
- 1 x 18650



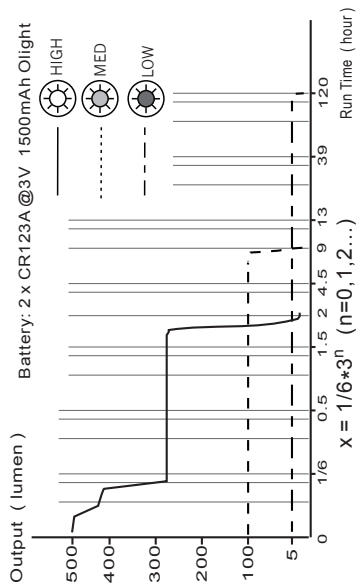
SPECIFICATIONS

OUTPUT & RUNTIME	
HIGH	500 LUMENS / 2 HRS
MED	100 LUMENS / 9 HRS
LOW	5 LUMENS / 120 HRS
STROBE	500 LUMENS (10HZ) / 4 HRS
LED	CREE XM-L2
VOLTAGE	3.0V TO 8.4V
CANDELLA	4,556 CD
BEAM DISTANCE	135 METERS/ 443 FEET
BATTERY TYPE	2 x CR123A OR 1 X 18650
BODY TYPE	TYPE III HARD ANODIZED ALUMINUM
WATERPROOF	IPX8 (UP TO 2 METERS)
IMPACT RESISTANCE	2 METERS
DIMENSIONS	L 127mm x D 23mm / 5.0 in x 0.91in
WEIGHT	61.5g / 2.2 oz

Note: Testing with 2 pieces of 1500mAh 3V CR123A

All performance claims to ANSI/NEMA FL1-2009 Standard.

Figure 4 Output vs Runtime



ENGLISH

Thank you for purchasing Olight products. Please read the manual carefully before using this product. This manual is for M18 Maverick.

M18 Maverick (M18 for short) is a super brightness LED flashlight specially designed for tactical applications, it is extended from Olight's S20 Baton but better. M18 is assigned striking stainless steel bezel, tail forward push switch and friend tactical user interface, besides, it is equipped with the latest in CREE XM-L2 LED, highly optimized small window smooth reflector, which raise light intensity up by 80%, and make the output reach 500 lumens.

M18 can be powered by 2xCR123A or RCR123A or 1x 18650 batteries it includes high efficiency constant current circuit and precise light-thermal balance program which ensure high brightness but long run time. The structure is designed under the idea of simplicity, light, innovation and reliability so that it is very solid and durable. Olight produced various accessories (such as weapon mount, filter, remote controller) to improve its value. It is a perfect choice for government agencies, law enforcement, military applications, hunting, outdoor and much more.

Product parts (See Figure 1)

Operational instruction

1. Battery Installation: (See Figure 2)

Insert the battery into the flashlight, refer to Figure 2, the battery positive towards light head.

2. Operate the flashlight: (See Figure 3)

a) Side switch in head controls output, three brightness levels with "low-medium-high" change by circle. Hold the button to activate strobe.

b) Multi-functional tail forward push switch. lightly press tail cap switch will output momentary light; and retain the modes set by side switch, while a triple click /triple press of the tail cap switch jumps to Strobe, further hard press of the tail cap switch loosen the chosen modes. Under the state of power-on, hard press turns off the light.

Note: Quickly double click the switch to activate high output; Quickly triple click the switch to activate strobe; while release to quit.

Push down the switch to confirm the output (high or strobe), but the side switch will be locked out then.

the output (Strobe/High) will not be memorized under this status.

Output VS Runtime (See Figure 4)

Specifications

Material	Aluminum body with anti-scratching type III Hard Anodization
Dimension	(L)127mm x (D)23mm
Weight	61.5g(without battery)
LED	Cree XM-L 2 LED
Battery	CR123A or 18650
Reflector	Smooth Surface Reflector
Lens	Tough ultra-clear tempering glass, with anti-reflective coating, 99% transmissivity
Head case	striking stainless steel
Switch	Side tact switch in head Forward push switch in tailcap
*Output and Runtime	500 lumens /2h 100 lumens /9h 5 lumens /120h
Special Mode	Strobe 10Hz
Peak Beam intensity	4,556 cd
Beam Distance	135m
Waterproof	IPX 8
Impact resistance	2m

Note: Testing with 2 pieces of 1500mAh 3V CR123A

中文

感谢您购买Olight LED手电筒，在使用前请详细阅读说明书，本说明书适用于M18 独行侠。

M18 独行侠(简称M18)是为战术应用设计的强光LED手电。它源于OLIGHT S20但更优，M18增加富有攻击性的不锈钢头部、尾部战术开关以及新的战术操作用户界面；装配最新CREE XM-L2 LED、高度优化小口径光面反光杯，输出峰值光强提升80%，光通量光达500流明。

M18兼容2节CR123A或RCR123A电池，1节18650电池，内置高效率的恒流驱动电路以及精密光-热平衡控制程式，在手电输出亮度与运行时间完美和协；以简约、轻质、创新、可靠理念设计的结构体、坚实耐用，完善的配件（枪夹、滤镜、线控）扩展产品用途，它适于执法、军警、打猎、户外等。

产品部件: (见Figure 1)

操作说明

1. 电池安装: (见Figure 2)

按照图所示装入电池, 电池正极朝向手电筒头部。

2. 使用手电: (见Figure 3)

a) 开机状态下, 头部侧按键改变输出亮度, 每按键一次, 输出按低-中-高顺序改变一次, 长按输出暴闪。

b) 关机状态下, 轻按瞬时点亮, 快速连续轻按2次输出高亮, 快速连续轻按3次输出暴闪, 重按下选定输出; 开机状态下, 重按关机。

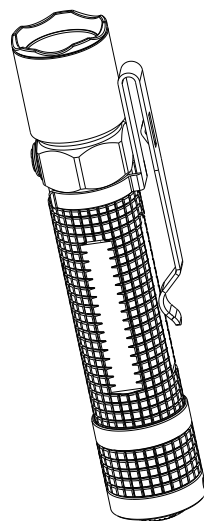
备注: 在快速连续轻按2次输出高亮和快速连续轻按3次输出暴闪的情况下, 侧按键则锁定, 不能调光, 此时输出的亮度不被记忆。

运行曲线: (见Figure 4)

规格参数

材料	铝合金, 表面三级硬质氧化
尺寸	长127毫米, 直径23毫米
重量	61.5克(不带电池)
LED	Cree XM-L 2 LED
电池	CR123A or 18650
反光杯	光面杯
透镜	钢化加硬玻璃, 双面镀膜, 99%透过率
头盖	不锈钢攻击头
开关	头部侧按键开关 尾部正向开关
*输出亮度及运行时间	500流明 / 2小时 100流明 / 9小时 5流明 / 120小时
特殊模式	暴闪 10赫兹
中心光强度	4556坎德拉
最大射程	135米
防水	IPX 8
抗冲击	2米

备注: 使用2节1500mAh 3V CR123A 电池测试



LED FLASHLIGHT
Model: M18 Maverick
CREE XM-L2 LED

EN User's manual

中文 用户手册



Olight Technology Co., Limited
Address: 2/F East, Building A, B3 Block,
Fuhai Industrial Park, Fuyong, Bao'an
District, Shenzhen, China 518103
Tel: +86-755-81452608/81452618
Fax: +86-755-81452508
E-mail: service@olightworld.com
www.olightworld.com

深圳市欧莱特科技有限公司
地址: 深圳市宝安区福永镇福海工业区
B3区A栋二楼东
电话: 0755-81452608/81452618
传真: 0755-81452508
E-mail: service@olightworld.com
www.olightworld.com



Packing List / 包装清单



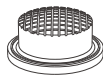
Lanyard/挂绳 x 1



Spare O-rings
备用防水圈 x2



Battery Magazine/
电池套 x 1



Silicon rubber boot
硅胶帽 x 1

M18 Maverick / 手电 x 1
Manual (This manual) / 说明书
(本说明书)
Warranty Card / 保修卡

Figure 1 Structure Diagram / 产品部件

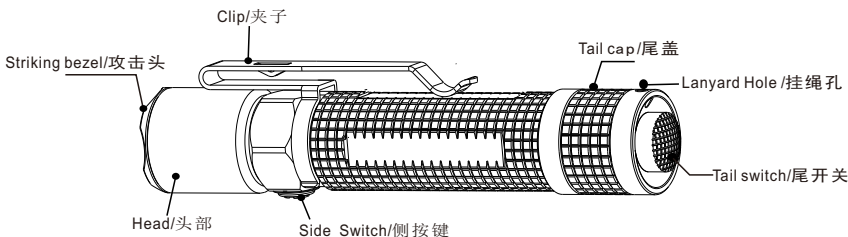


Figure 2 Battery installation / 电池安装

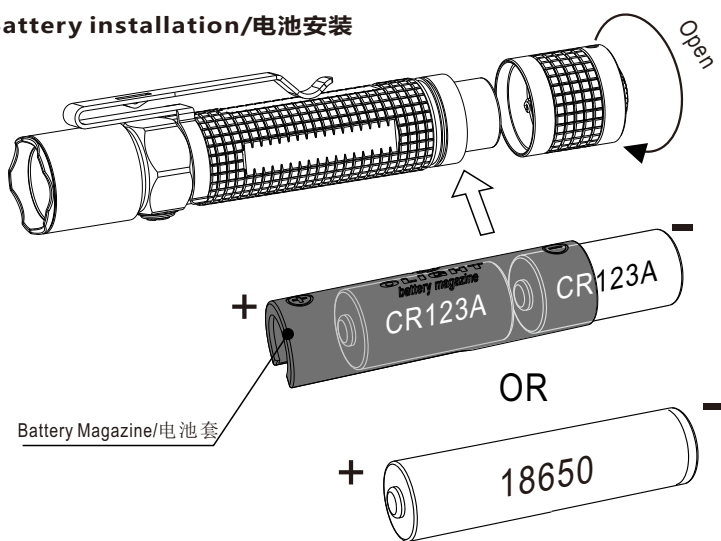


Figure 3 User interface / 用户操作界面

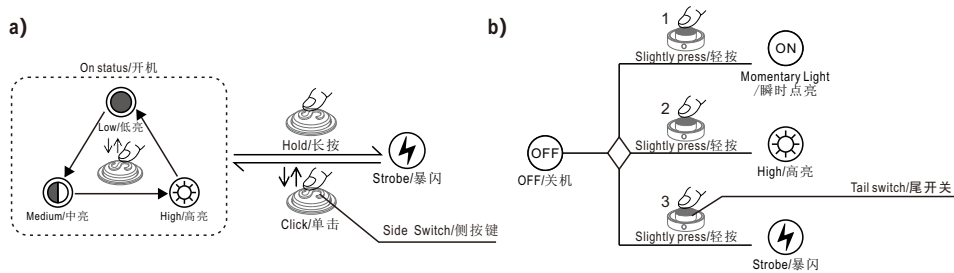


Figure 4 Output VS Runtime / 运行曲线

