



OLIGHT

A detailed close-up of an M30 Triton Special Operations rifle. The rifle is equipped with a night vision device on top and a tactical flashlight on the side. The scene is illuminated with a blue light, highlighting the intricate details of the weapon's rail system and various attachments. The background is dark, making the metallic components of the rifle stand out.

M30 Triton Special Operations
The Ultimate Tactical Illumination Tool

- CREE MC-E Quad-Die LED
- Maximum 700 Lumens
- Three Levels Of Brightness Plus Tactical Strobe Mode
- Easy Single-handed Operation
- Unique Secondary Switch for Switching Modes When Powered On and Direct Access To Strobe When Off
- Uses 3x CR123A Or 4x CR123A Or 2x 18650 Batteries (With Extention Tube)





Specification

Mode Model	High Mode	Medium Mode	Low Mode	Strobe Mode
M30.triton	700lm(1.5H)	120lm(7.5H)	8lm(90H)	700lm(1.5H)

Battery

3xCR123A batteries

4xCR123A or 2xLi-ion 18650 with extended tube

(Note: can not use RCR 123A Batteries)

Dimension

43.5mm/1.71"(D)X176.9mm/6.96"(L)

Dimension with extended tube

43.5mm/1.71"(D)X210.9mm/8.3"(L)

Weight

165.2g/5.83oz (exclude battery)

Function


Three brightness levels and strobe mode.

Accessories

1pcs extended tube, 1pcs diffuser, 1pcs battery magazine(required for 3pcs CR123A batteries), 1pcs twist strip.

Features

- World-class super bright Cree MC-E LED
- Max 700 lumens
- Max 90 hours long runtime
- Side switch on tail cap for direct access to strobe from power-off
- Side switch on tail cap for changing modes from power-on
- Extended tube required for 4 X CR123A or 2 X 18650 batteries
- Three digitally controlled constant brightness levels and strobe
- Front removable & Rear striking bezel provided for close quarter combat
- Superior heat sink that disperses heat to protect LED and electrical components
- Ergonomic design for easy operation
- Full orange peel reflector with perfect beam
- Rugged indestructible aluminum body with anti-scratching type III hard anodization



Features

- Twist strip for safe keeping and easy carry
- Anti-shattering ultra clear lens, anti-scratching and anti-slip
- Engineered anti-slip body texture for a tight firm grip
- Built-in stainless steel pocket clip
- Advanced digital power management system for best smooth and even brightness during battery life time



No	Name	No	Name
1	Striking Bezel	6	Head(Downside)
2	Head(Upside)	7	Battery Tube
3	Lens	8	Clip
4	Reflector	9	Grip Ring For Clip
5	LED	10	Tail Cap

Operation(as shown page 6)

■ Turn On/Off The Power

Pressing the tail cap switch will turn on/off the power.

■ Switch Mode

Pressing the side switch when power-on cycles modes through low, medium, high, strobe.

■ Direct Strobe Access

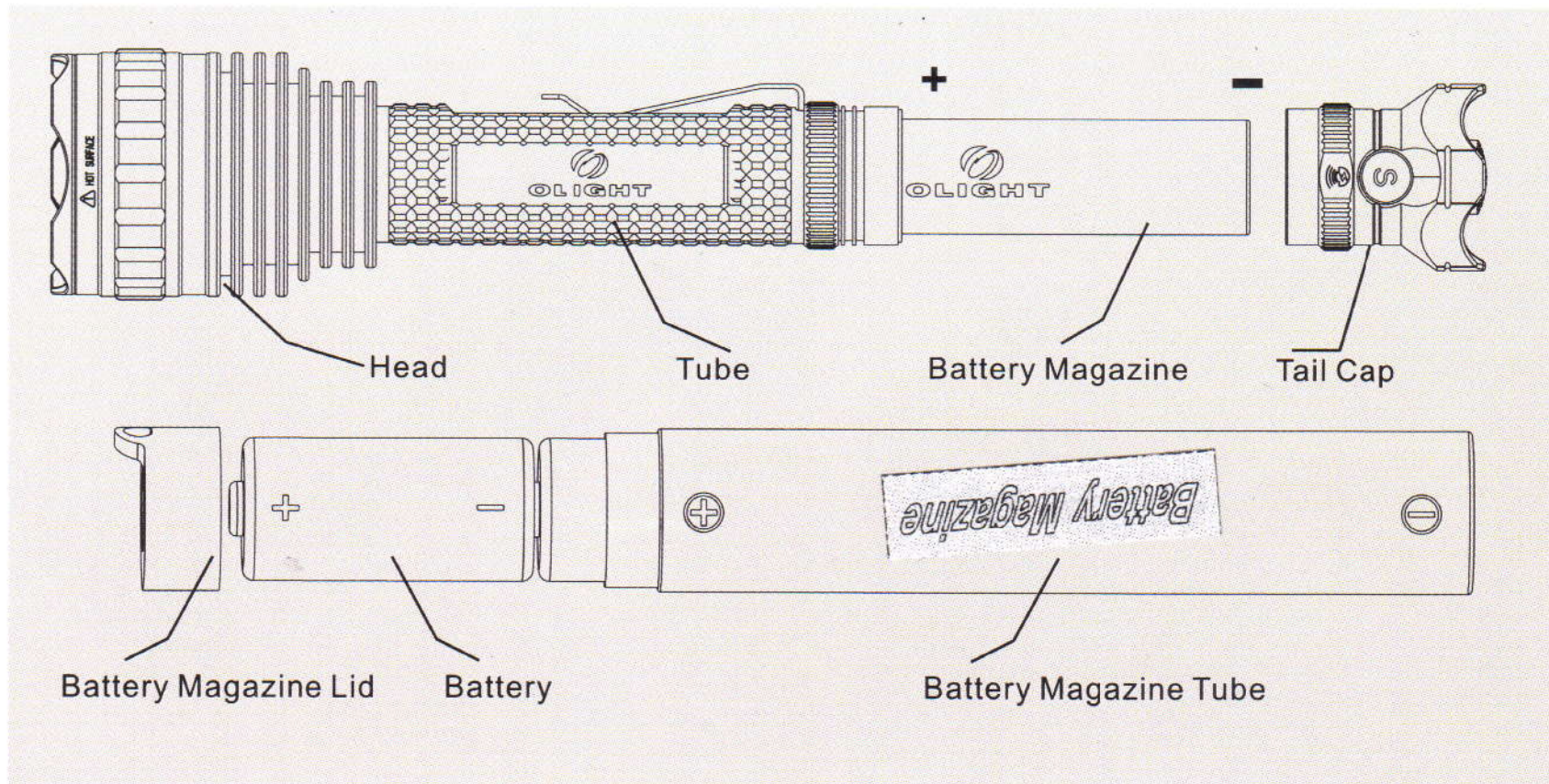
Pressing the side button when power-off activates strobe mode directly.



Turn On/Off The Power



Switch Mode/ Direct Strobe Access



OPERATION




Misplacing Battery or primary-cells and rechargeables mixed will damage flashlight

Loosen the flashlight head or tail cap to insert the batteries. Be sure to check for the proper polarity when inserting batteries. Tighten the head or tail cap back onto body. (If with an extended tube, please screw it on the body when inserting the batteries.)

Optional Accessories



Battery Magazine




Weapon Mount



Diffuser & Filter



Pocket Clip



Extention Tube

Warranty

Olight warrants its products to be free from defects in materials and workmanship. Within 30 days after receipt, any defective lights will be offered free replacement by Olight distributors unconditionally. Olight will repair or replace, at its option and without charge, any product or part which is found to be defective under normal use and service within 24 months counting from the date of purchase with proof of purchase. Such repair or replacement shall be the purchaser's sole and exclusive remedy under this warranty. This warranty does not cover normal maintenance and service and does not apply to any products or parts which have been subject to modification, misuse, negligence, accident, improper maintenance or repair by anyone other than Olight. As to those exceed 24 months of the purchase date, Olight will still provide with warranty service. Labor is free but cost of parts will be charged. Freight should be paid by customers.



Olight Technology Co. , Limited

www.olightworld.com

Tel: +86-755-23463312

Fax: +86-755-23463537

Email: olightworld@gmail.com

We Make A Difference